


Icon-Line



 Made in Denmark


HETA



Moderna

Moderna has a stylish glass front or cast iron door and can be chosen both with and without side glass and bottom door. The wood-burning stove is available in a black and gray color, so that it appears as a unifying, cozy and warm focal point in the living room. It is possible to choose between steel and soapstone in both variants.

It is possible to purchase Heta's HAC 2.0 technology for Moderna, which is easy to control through Heta's app for Android/iOS via Bluetooth. There is an indicator attached to the oven which, using color codes (red, yellow and green) draws attention to if there is a need for new ignition, or if too much firewood is loaded. The stove's door is equipped with a door sensor that detects when new firewood has been added.

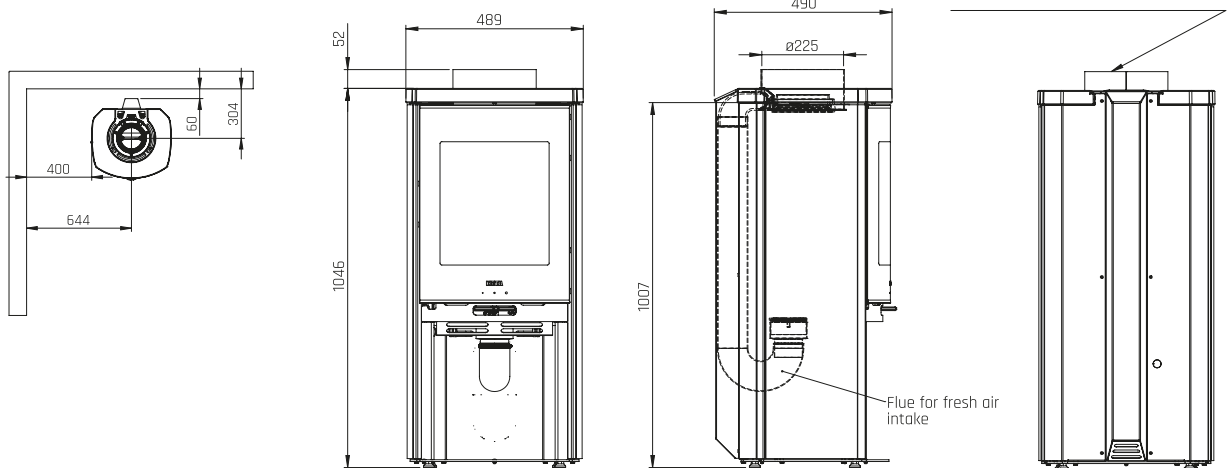
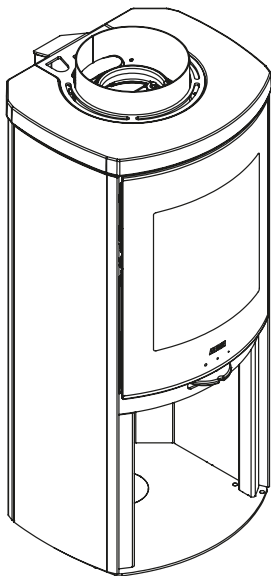
Moderna V

Equipped with technology

Moderna V is a stylish solution for low-energy houses that require a fresh air supply. The fresh air vent on the top provides a lot of flexibility for the location of the stove and eliminates the need for a separate air supply under or behind the stove. The combustion air supply pipe is integrated into the stove without reducing the size of the firebox at all, which still measures 26 cm in depth.

Moderna V is available with or without side windows, in steel or with soapstone. In addition, Moderna V has all the same excellent properties as the standard Moderna model.

It is possible to purchase HETA's HAC 2.0-technology for Moderna V, which is easy to control using HETA's app for Android/iOS via Bluetooth. There is an indicator attached to the stove that uses colour codes (red, yellow and green) to alert you if it needs to be reignited or if there is too much firewood. The stove's door is equipped with a sensor that detects when new firewood has been added.





Moderna
glass front



Moderna
glass front + soapstone top



Moderna
side windows + glass front
+ soapstone



Moderna
side windows + glass front
+ bottom door



Moderna



Moderna
soapstone top



Moderna
side windows + soapstone



Moderna
side windows + bottom
door

HAC 2.0

Icon-Line Moderna

 Made in Denmark

Mobile app for Android and iOS

Heta's HAC 2.0 technology for Moderna can be purchased separately and is easy to control using Heta's app for Android/iOS via Bluetooth.

HAC 2.0 is, first and foremost, a convenient aid in getting the highest possible heating value out of the firewood and, thus, the best possible value for money compared to manual operation. In addition, HAC 2.0 ensures against user error, as the temperature in the firebox will always be perfect.

An indicator is attached to the stove, which uses colour codes (red, yellow and green) to alert you if reignition is necessary or too much firewood has been loaded. The stove's door is equipped with a door sensor that registers when new firewood is added.





Eclipse

Eclipse is a beautiful, powerful wood-burning stove that is perfect for smaller rooms, as a cozy gathering point for family and friends. It is possible to choose between a black and gray color and steel or soapstone, so Eclipse an extension of your interior decor. With a very small distance behind the stove to combustible material, the Eclipse is perfect for holiday homes. Eclipse can be selected both with and without side glass.

**Eclipse****Eclipse**
soapstone top**Eclipse**
soapstone**Eclipse**
bottom door**Eclipse**
side windows**Eclipse**
side windows
+ soapstone top**Eclipse**
side windows + soapstone**Eclipse**
side windows
+ bottom door



Eclipse XL

With the Eclipse XL, you get a modern wood-burning stove, which with its large combustion chamber is an obvious solution for larger rooms or in general homes with many square meters that need to be heated.

The wood-burning stove appears elegant and stylish as an integrated part of any home and is easy to operate.



Eclipse XL



Eclipse XL
soapstone top



Eclipse XL
soapstone



Eclipse XL
bottom door



Eclipse XL-B

HETA's Eclipse XL-B makes sure to keep the home or summer house warm with its large firebox, so that warmth and coziness come into every nook and cranny. The wood-burning stove is equipped with a large baking oven, which is used for all imaginable culinary explorations. The entire Eclipse XL series can be equipped with a soapstone top or complete soapstone.



Eclipse XL-B



Eclipse XL-B
soapstone top



Eclipse XL-B
soapstone



Eclipse XL-B
bottom door



Eclipse XL-S

With HETA's model, the Eclipse XL-S, no design has been spared or comfort. With its large combustion chamber, the Eclipse XL-S provides for warmth in all corners of the home or cottage, so the fun can quickly set in.

Eclipse-XL contains 89 kg. of thermastone that lies concealed on top of the stove behind the steel front. The wood-burning stove is available both with and without the bottom door, with a soapstone top or complete soapstone cladding.



Eclipse XL-S



Eclipse XL-S
soapstone top



Eclipse XL-S
soapstone

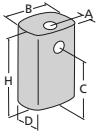
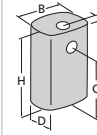
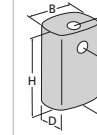
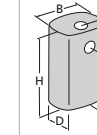


Eclipse XL-S
bottom door

Technical info

Icon-Line Moderna & Moderna V



Oven model	Moderna	Moderna side windows	Moderna V*	Moderna V side windows*	Options
mm	 <p>A: 180 B: 489 C: 889 D: 427 H: 1046</p>	 <p>A: 180 B: 489 C: 889 D: 427 H: 1046</p>	 <p>A: 180 B: 489 C: 889 D: 427 H: 1046</p>	 <p>A: 180 B: 489 C: 889 D: 427 H: 1046</p>	<p>Options</p> <ul style="list-style-type: none"> Soapstone Paint black/grey
Floor to top outlet mm	1007	1007	1007	1007	
Energy efficiency class	A	A	A	A	
Nominal kW	6,2	6,2	6,2	6,2	
Weight kg	110 → 159	110 → 146	110 → 159	109 → 146	
Indføringsmængde kg	1,6	1,6	1,6	1,6	
Combustion chamber width mm	330	330	330	330	
Distance to flammable materials					
At the sides mm	400	450	400	450	
Behind stove mm	160/60	160/60	160/60	160/60	
Distance to furniture mm	1100	900	1100	900	
Efficiency Ecodesign requirement of 75%	79	79	79	79	
Dust measurement Ecodesign requirement of 40 Mg/Nm³ 13% O₂	13	13	13	13	

*Requires a chimney that is compatible with this solution.


Details



Controllable air



Optimal combustion



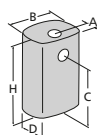
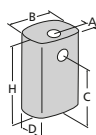


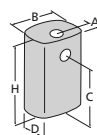
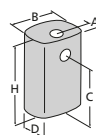
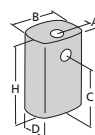


HAC 2.0

More on heta.dk

Technical info

Icon-Line Eclipse & Eclipse XL



Oven model	Eclipse	Eclipse side windows	Options	Eclipse XL	Eclipse XL-B	Eclipse XL-S	Options
mm	 <p>A: 173 B: 454 C: 785 D: 394 H: 935</p>	 <p>A: 173 B: 454 C: 785 D: 394 H: 935</p>	 Soapstone  Paint black/grey	 <p>A: 182 B: 665 C: 848 D: 447 H: 1000</p>	 <p>A: 182 B: 665 C: 848/1171 D: 447 H: 1351</p>	 <p>A: 182 B: 665 C: 848/1171 D: 447 H: 1351</p>	 Soapstone  Paint black/grey
Floor to top outlet mm	898	898		970	1312	970	
Energy efficiency class	A	A		A+	A+	A+	
Nominal kW	4,9	4,9		7,1	7,1	7,1	
Weight kg	91 → 135	91 → 140		143 → 194	186 → 253	257 → 326	
Indføringsmængde kg	1,22	1,22		1,75	1,75	1,75	
Combustion chamber width mm	298	298		472	472	472	
Distance to flammable materials							
At the sides mm	350	400		400	400	400	
Behind stove mm	100/50	100/50		125/75	125/75	75/125	
Distance to furniture mm	1000	900		1200	1200	1200	
Efficiency Ecodesign requirement of 75%	79	79		81	81	81	
Dust measurement Ecodesign requirement of 40 Mg/Nm ³ 13% O ₂	14	14		25	25	25	


Details



Thermal stones



Optimal combustion



Baking oven

More on heta.dk



042024 Print: strandbygger.dk Photo: HETA



We take pride in delivering high quality products for all your heating needs. From an idea to a finished product in your home. On the west coast of Denmark, with the North Sea and raw nature surrounding us. This is where each of Heta's wood, pellet and aqua stoves are designed, developed and made.

Jupitervej 22 | DK-7620 Lemvig | heta.dk

Dealer