 Made in Denmark


HETA

 **HETA**

 **ECO
DESIGN**



Scan-Line Green 150

Pellet stove - Scan-Line Green 150

Cozy and comfort

The Scan-Line Green 150 pellet stove from HETA, has made it easier for you to heat your house without compromise on comfort. The sleek designed, fully automatic pellet stove has large glass to view the flames spreading coziness throughout your house. The Scan-Line Green 150 is incredibly easy to operate and has a large intuitive color display. Set the desired temperature, power level and you can also save on fuel usage by programming your pellet stove to your heating needs.

In addition to ease of use and convenience the 150 will provide you with a cozy and comfortable warm. It will regulate the combustion air automatically, so it always has optimal combustion. Sit back and relax, once the desired temperature in the room is achieved the 150 will automatically adjust the output, until there is a need for heat again. We believe your pellet stove should be a statement in your home and fit into your home's interior. You can choose from sleek black or grey paint. Go bold and finish your Scan-Line Green 150 off with complete soapstone, giving you warm after the pellet stove is off, or finish it off with just a stylish soapstone top.

With HETA Climate WiFi module it is now possible to control your pellet stove with our HETA Climate app from your Smartphone. You can, for example, fire up in your country cottage before you arrive so it is warm and cozy already before you enter the house. HETA Climate can be downloaded to iOS and Android.

Technical info

Scan-Line Green 150



options

Oven model	Green 150	options
mm	<p>A: 45 B: 470 C: 438 / 930 D: 614 H: 1035</p>	Soapstone Paint black/grey
Energy efficiency class	A+	
Nominal kW	7,3	
Weight kg	156 → 207	
Distance to flammable materials		
At the sides mm	90	
Behind stove mm	60	
Installed in a 45° corner	75	
Distance to furniture mm	770	
Efficiency	94	
Dust measurement Ecodesign requirement of 20 Mg/Nm³ 13% O₂	18	



Scan-Line Green 150



Scan-Line Green 150
soapstone top



Scan-Line Green 150
soapstone



Scan-Line Green 250

Pellet stove - Scan-Line Green 250

Comfortable and convenient heating

HETA Scan-Line Green 250 matches the beautiful design of the woodburning stove with a beautiful view to the flames. Scan-Line Green 250 is available in so many design variants that it fits any type of interior design. You can choose Scan-Line Green 200 in steel, soapstone and sandstone.

The pellet stove has a unique combustion chamber, and the technology ensures an efficiency of an impressive 95 percent. Scan-Line Green 250 easily heats 180 m² of living space and - in some cases more, if the house is insulated according to the newest energy regulations.

The pellet tank stores up to 21 kg of pellets. The pellet stove is easily turned on, off and regulated with the remote or by using the touch display mounted on the pellet stove. With HETA Climate WiFi module it is now possible to control your pellet stove with our HETA Climate app from your Smartphone. You can, for example, fire up in your country cottage before you arrive so it is warm and cozy already before you enter the house. HETA Climate can be downloaded to iOS and Android.



Scan-Line Green 250



Scan-Line Green 250
soapstone top



Scan-Line Green 250
blackwood



Scan-Line Green 250
soapstone



Scan-Line Green 250
sandstone top



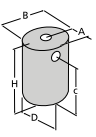
Scan-Line Green 250
limestone





Technical info Scan-Line Green 250



>

options

Oven model	Green 250
mm	 <p>A: 52 B: 547 / 560 C: 440 / 979 D: 600 / 603 H: 1076</p>
Energy efficiency class	A+
Nominal kW	8,8
Weight kg	167 → 249
Distance to flammable materials	
At the sides mm	150
Behind stove mm	80
Installed in a 45° corner	
Distance to furniture mm	650
Efficiency	95
Dust measurement Ecodesign requirement of 20 Mg/Nm³ 13% O₂	18





Solid full welded and Danish produced steel construction



Convection element in cast iron

The technique

High efficiency and long operating life

Our thought out construction and solid fabrication of the combustion chamber and components ensures Scan-Line Green 250 high combustion, good functionality and long operating life.

Scan-Line Green 250 can be mounted directly on the chimney with smoke outlet to the back 30 cm and 44 cm high up, or with top outlet. Our innovative flue pipe system is of course in accordance with applicable international guidelines for fire protection and, in addition, the system makes the installation of the pellet stove much easier than normal.

21 kg

Extra large pellet tank for 21 kg pellets means longer time between filling ups.

95 %

The newly developed combustion chamber remove ensures an efficiency of up to 95 %.

8,8 kW

Highest output is 8,8 kW - enough to heat up a modern house of 180 m².

HETA Climate Wifi module makes it possible to control your pellet stove with our HETA Climate app from your Smartphone.

PinKey is a Wifi module with built-in Bluetooth that allows you to control your pellet stove from a phone or tablet, via HETA's app HETA Climate, which is available for IOS and Android. Pinkey is necessary if you want to purchase the Trikey wireless thermostat.

**WiFi Basic (Climate)****WiFi/Bluetooth
Premium (Pinkey)****Bluetooth thermostat (Trikey)
Pinkey påkrævet**

Accessories

**Glass cleaner**

HETA's glass cleaner is specially formulated to not harm your glass, while making it easy to clean.

**Grafit spray
for smøring****Senotherm spray paint**

Refresh the stove. It is easy to repair small damages in the colour using Senotherm spray paint to make your stove look fresh and nice again. Senotherm spray paint tolerates heat and is easy to use.



03.2024 Print: strombygaard.dk Photo: HETA



HETA

Jupitervej 22 | DK-7620 Lemvig | heta.dk

